



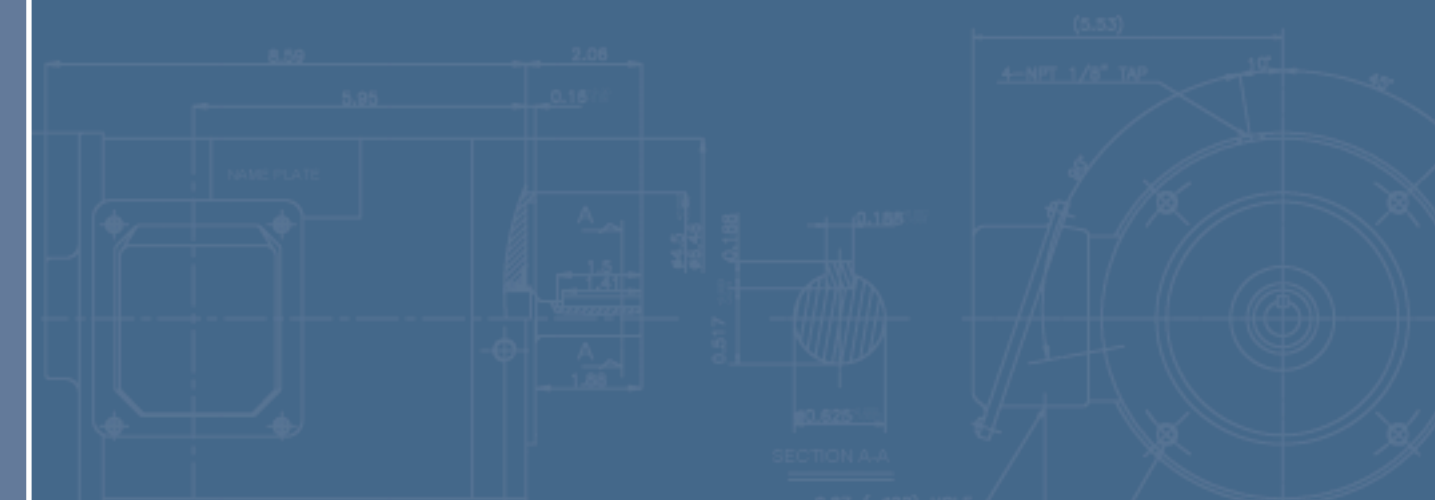
## Sterli-Seal® Stainless Washdown Motors

### C-Face Footless

HP	Rpm	Frame	Enclosure	Model Number	List Price
.33	1800	56C	TENV	SBY034MCA	332
.50	1800	56C	TENV	SBY054MCA	341
.75	1800	56C	TENV	SBY074MCA	396
1.0	1800	56C	TENV	SB0014MCA	440
	1800	56C	TEFC	SB0014PCA	413
	1800	140TC	TEFC	XB0014PCA	426
1.5	1800	56C	TEFC	SBY154PCA	431
	1800	140TC	TEFC	XYB154PCA	444
2.0	1800	56C	TEFC	SB0024PCA	491
	1800	140TC	TEFC	XB0024PCA	506
3.0	1800	180TC	TEFC	XB0034PCA	808
5.0	1800	180TC	TEFC	XB0054PCA	937
7.5	1800	210TC	TEFC	XYB754PCA	1508
10	1800	210TC	TEFC	XB0104PCA	1654

### C-Face Foot Mounted

HP	Rpm	Frame	Enclosure	Model Number	List Price
.33	3600	56C	TENV	SBY032MHA	298
	1800	56C	TENV	SBY034MHA	334
.50	3600	56C	TENV	SBY052MHA	306
	1800	56C	TENV	SBY054MHA	344
.75	3600	56C	TENV	SBY072MHA	336
	1800	56C	TENV	SBY074MHA	398
1.0	3600	56C	TEFC	SB0012PHA	394
	3600	140TC	TEFC	XB0012PHA	425
	1800	56C	TENV	SB0014MHA	442
	1800	56C	TEFC	SB0014PHA	415
1.5	1800	140TC	TEFC	XB0014PHA	446
	3600	56C	TEFC	SBY152PHA	436
	3600	140TC	TEFC	XYB152PHA	469
	1800	56C	TEFC	SBY154PHA	433
2.0	1800	140TC	TEFC	XYB154PHA	464
	3600	56C	TEFC	SB0022PHA	483
	3600	140TC	TEFC	XB0022PHA	562
	1800	56C	TEFC	SB0024PHA	493
3.0	1800	140TC	TEFC	XB0024PHA	551
	3600	180TC	TEFC	XB0032PHA	863
	1800	180TC	TEFC	XB0034PHA	828
	5.0	3600	180TC	TEFC	XB0052PHA
7.5	1800	180TC	TEFC	XB0054PHA	957
	3600	210TC	TEFC	XYB752PHA	1584
10	1800	210TC	TEFC	XYB754PHA	1526
	3600	210TC	TEFC	XB0102PHA	1730
	1800	210TC	TEFC	XB0104PHA	1673



## SMOOTH BODY MOTORS



Sterling Electric has produced a full range of AC Induction Motors since 1927 to meet the demands in the American Industrial Market. Our ability to custom engineer or produce a standard off-the-shelf product to meet customer specific applications, with a superior quality, has set us apart from our competition.

Sterling Electric offers a complete line of smooth body motor products from fractional through 10HP, ranging from our Standard Totally Enclosed Fan Cooled Motors to our Sterli-Seal® ALL Stainless Steel product.

This product brochure outlines each of our smooth body product designs and offers selection information for your future application requirements.

**Standard Duty Motors**

Steel Frame Cast Iron End Bracket construction with Two Part Epoxy Coating for the rugged applications found in today's industry.

- .33 through 10HP, 3600 & 1800 Rpm
- Totally Enclosed Non-Ventilated Enclosure (standard) .33 - .75HP
- Totally Enclosed Fan Cooled Enclosure 1 through 10HP
- Carbon Steel Shaft with Slinger on driven end
- Oversized Double Shielded Pre-lubricated Ball Bearings
- All ratings are suitable for operation on AC Frequency Controls per NEMA MG1-Part 31 Specifications.
- CSA, CSE and CE Certified

**Sterli-Seal Washdown Duty Motors**




Steel Frame Cast Iron End Bracket Construction with Two Part Epoxy White Coating for those washdown applications where all stainless steel is not practical.

- .33 through 10HP, 3600 & 1800 Rpm
- TENV and TEFC enclosures
- 303 Stainless Steel Output Shaft
- Oversized Double Sealed Ball Bearings with Lip Seals
- Four Quadrant Drain Relief in each end bracket
- All ratings are suitable for operation on AC Frequency Controls per NEMA MG1-Part 31 Specifications
- CSA, CSE and CE Certified

**Sterli-Seal Stainless Washdown Motors**

ALL Stainless Steel Construction for Optimum Corrosion Protection in Sanitary Applications found in the Food and Beverage Industries.

- .33 through 10HP, 3600 & 1800 Rpm
- Totally Enclosed Non-Ventilated Enclosure (standard) .33 - .75HP
- Totally Enclosed Fan Cooled Enclosure 1 through 10HP
- Oversized Double Sealed Ball Bearings with Lip Seals in both end brackets
- Four Quadrant Drain Relief in each end bracket
- All ratings are suitable for operation on AC Frequency Controls per NEMA MG1-Part 31 Specifications
- CSA, CSE and CE Certified



**Steel Frame  
Totally Enclosed Motors**

**Foot Mounted**

HP	Rpm	Frame	Enclosure	Model Number	List Price
.33	1800	56	TENV	NBY034NFA	170
	1800	56	TEFC	NBY034FFA	180
.50	1800	56	TENV	NBY054NFA	190
	1800	56	TEFC	NBY054FFA	200
.75	1800	56	TENV	NBY074NFA	203
	1800	56	TEFC	NBY074FFA	213
1.0	1800	56	TEFC	NB0014FFA	217
1.5	1800	56	TEFC	NBY154FFA	239
2.0	1800	56	TEFC	NB0024FFA	271

**C-Face Footless**

HP	Rpm	Frame	Enclosure	Model Number	List Price
.33	1800	56C	TENV	NBY034NCA	178
	1800	56C	TEFC	NBY034FCA	188
.50	1800	56C	TENV	NBY054NCA	198
	1800	56C	TEFC	NBY054FCA	208
.75	1800	56C	TENV	NBY074NCA	207
	1800	56C	TEFC	NBY074FCA	227
1.0	1800	56C	TEFC	NB0014FCA	247
	1800	143TC	TEFC	DB0014FCA	247
1.5	1800	56C	TEFC	NBY154FCA	261
	1800	145TC	TEFC	DBY154FCA	261
2.0	1800	56C	TEFC	NB0024FCA	281
	1800	145TC	TEFC	DB0024FCA	281
3.0	1800	182TC	TEFC	DB0034FCA	312
5.0	1800	184TC	TEFC	DB0054FCA	357
7.5	1800	213TC	TEFC	DBY754FCA	482
10	1800	215TC	TEFC	DB0104FCA	580

**C-Face Foot Mounted**

HP	Rpm	Frame	Enclosure	Model Number	List Price
.50	3600	56C	TENV	NBY052NHA	182
	1800	56C	TENV	NBY054NHA	214
.75	3600	56C	TENV	NBY072NHA	197
	1800	56C	TENV	NBY074NHA	227
1.0	3600	56C	TEFC	NB0012FHA	232
	1800	56C	TEFC	NB0014FHA	242
1.5	1800	140TC	TEFC	DB0014FHA	270
	3600	56C	TEFC	NBY152FHA	247
2.0	3600	140TC	TEFC	DBY152FHA	283
	1800	56C	TEFC	NBY154FHA	257
2.0	1800	140TC	TEFC	DBY154FHA	278
	3600	56C	TEFC	NB0022FHA	288
3.0	3600	140TC	TEFC	DB0022FHA	312
	1800	56C	TEFC	NB0024FHA	282
3.0	1800	140TC	TEFC	DB0024FHA	305
	3600	180TC	TEFC	DB0032FHA	391
5.0	1800	180TC	TEFC	DB0034FHA	350
	3600	180TC	TEFC	DB0052FHA	445
7.5	1800	180TC	TEFC	DB0054FHA	398
	3600	210TC	TEFC	DBY752FHA	573
10	1800	210TC	TEFC	DBY754FHA	509
	3600	210TC	TEFC	DB0102FHA	676
10	1800	210TC	TEFC	DB0104FHA	610



**Totally Enclosed Sterli-Seal®  
(Washdown) Motors**

**C-Face Footless**

HP	Rpm	Frame	Enclosure	Model Number	List Price
.33	1800	56C	TENV	NBY034MCA	248
	1800	56C	TENV	NBY054MCA	288
.75	1800	56C	TENV	NBY074MCA	333
	1.0	1800	56C	NB0014PCA	348
1.5	1800	143TC	TEFC	DB0014PCA	356
	1800	56C	TEFC	NBY154PCA	371
2.0	1800	145TC	TEFC	DBY154PCA	371
	1800	56C	TEFC	NB0024PCA	422
3.0	1800	145TC	TEFC	DB0024PCA	422
	1800	182TC	TEFC	DB0034PCA	554
5.0	1800	184TC	TEFC	DB0054PCA	628
7.5	1800	213TC	TEFC	DBY754PCA	797
10	1800	215TC	TEFC	DB0104PCA	904

**C-Face Foot Mounted**

HP	Rpm	Frame	Enclosure	Model Number	List Price
.50	3600	56C	TENV	NBY052MHA	263
	1800	56C	TENV	NBY054MHA	296
.75	3600	56C	TENV	NBY072MHA	289
	1800	56C	TENV	NBY074MHA	342
1.0	3600	56C	TEFC	NB0012PHA	339
	1800	56C	TEFC	NB0014PHA	358
1.5	1800	140TC	TEFC	DB0014PHA	358
	3600	56C	TEFC	NBY152PHA	375
2.0	3600	140TC	TEFC	DBY152PHA	375
	1800	56C	TEFC	NBY154PHA	372
2.0	1800	140TC	TEFC	DBY154PHA	372
	3600	56C	TEFC	NB0022PHA	415
3.0	3600	140TC	TEFC	DB0022PHA	441
	1800	56C	TEFC	NB0024PHA	460
3.0	1800	140TC	TEFC	DB0024PHA	460
	3600	180TC	TEFC	DB0032PHA	747
5.0	1800	180TC	TEFC	DB0034PHA	605
	3600	180TC	TEFC	DB0052PHA	758
7.5	1800	180TC	TEFC	DB0054PHA	685
	3600	210TC	TEFC	DBY752PHA	941
10	1800	210TC	TEFC	DBY754PHA	868
	3600	210TC	TEFC	DB0102PHA	1118
10	1800	210TC	TEFC	DB0104PHA	987